

INSTRUCCIONES DE MONTAJE
ASSEMBLING INSTRUCTIONS
INSTRUCTIONS D'ASSEMBLAGE



PARTES DEL MUEBLE
UNIT PARTS
PARTIES DU MEUBLE



x2 *a



x4 *b

HERRAJES Y PIEZAS
IRON FITTINGS AND PIECES
FERRURES ET PIÈCES



x4
M4x50 *A



x2 *B



x4
M3,5x16 *C



x4 *D

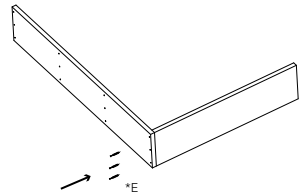


x24
M3,5x40 *E

MONTAJE
ASSEMBLING
MONTAGE

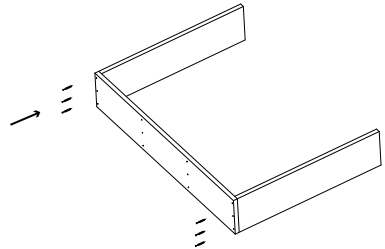
①

1x a
1x b
3x E



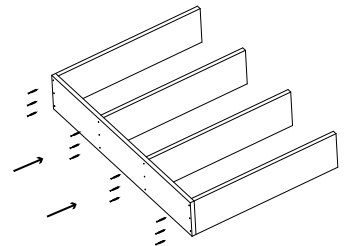
②

1x b
3x E



③

2x b
6x E

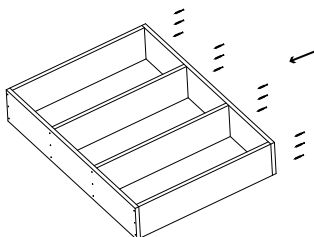


The wood tailor

MOBILIARIO SOSTENIBILE

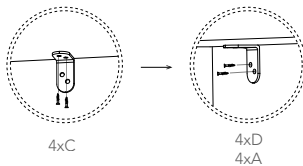
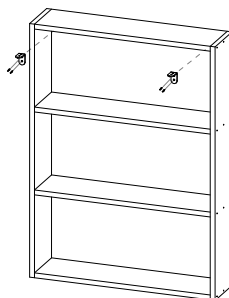
4

1x a
12x E



5

2x B
4x C
4x D
4x A



6

